


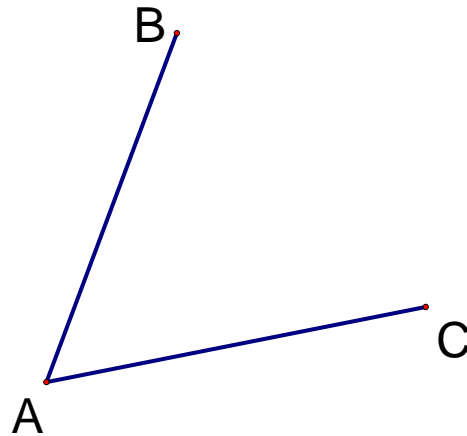
“Constructions” Practice

Basic Constructions use only a Compass and a Straightedge and a pencil

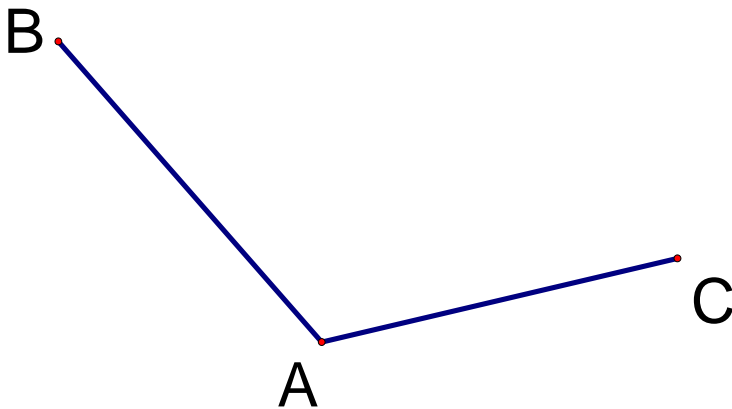
- 1) Use constructions to copy the segment shown
[p. 44 Example 1]



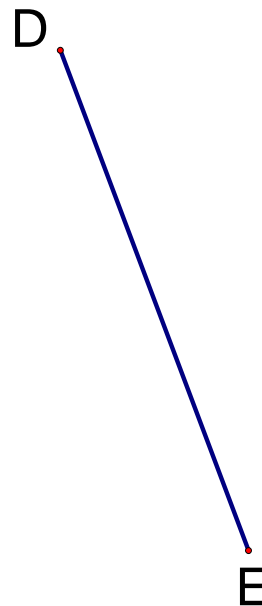
- 2) Use constructions to copy the angle shown.
[p. 45 Example 2]



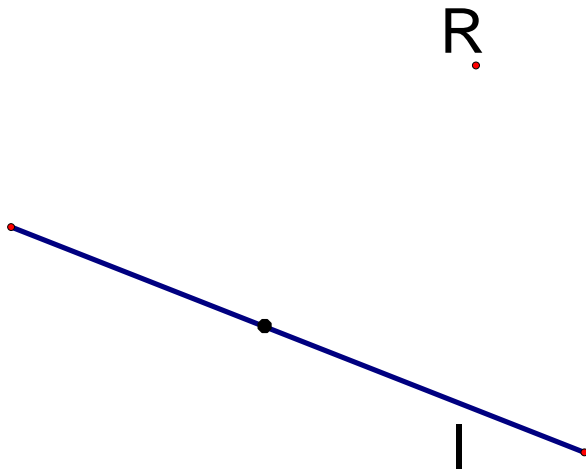
- 3) Use constructions to bisect the angle
shown [p. 47 Example 5]




- 4) Use constructions to bisect the segment
shown [p. 46 Example 3]



5) Use constructions to make a parallel line through point R
[p. 181 Example 1]



6) Construct a perpendicular line through Point X
[p. 182 Example 3]



7) Construct a perpendicular line through point not on the line at F
[p. 183 Example 4]

