







okSpecific Function Families F.IF

	Definition (Types of Models)	Example(s) of equation(s)	What does this look like on a graph?
Linear Function			
Exponential			
Asymptote			

Quadratic Function			
Axis of Symmetry			
Linear Absolute			
Linear Piecewise			